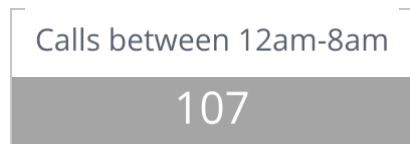


Fairview Fire Department

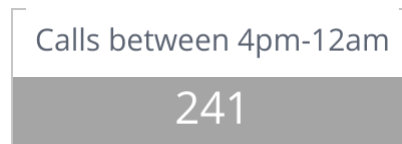
Total Count of Numbers For Date Range

Total Number of Calls: **647**

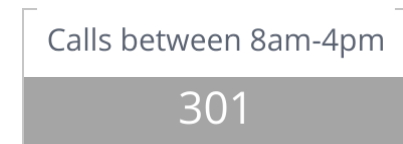
Night Calls



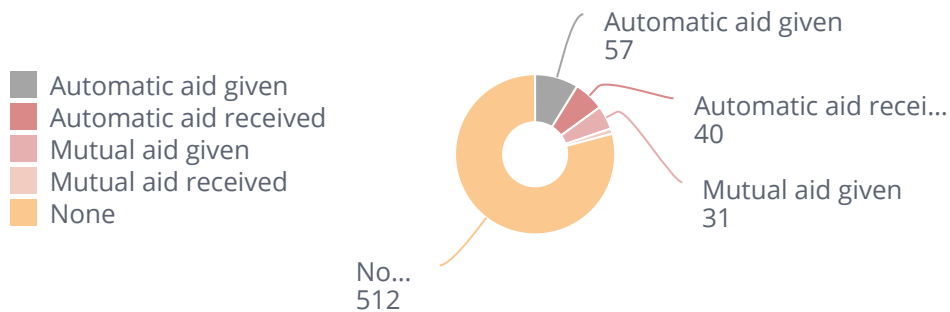
Evening Calls



Day Calls



Mutual Aid



Incident Count by Station



Calls by Category each Month

| Incident Type Group | Count of Incidents | | | | | | |
|---|--------------------|---------|---------|---------|---------|---------|---------|
| | 01/2024 | 02/2024 | 03/2024 | 04/2024 | 05/2024 | 06/2024 | 07/2024 |
| 100 - Fire | 2 | 8 | 3 | 3 | 2 | 7 | 4 |
| 200 - Overpressure Rupture, Explosion, Overheat | | | | | | | |
| 300 - Rescue & EMS | 3 | 2 | | 1 | 4 | 7 | 3 |
| 400 - Hazardous Condition | 8 | 2 | 7 | 13 | 9 | 8 | 10 |
| 500 - Service Call | 16 | 3 | 11 | 15 | 9 | 9 | 13 |
| 600 - Good Intent Call | 9 | 17 | 10 | 12 | 14 | 10 | 12 |
| 700 - False Alarm | 14 | 18 | 13 | 13 | 18 | 16 | 15 |
| 800 - Severe Weather & Natural Disaster | | | | | 1 | | 1 |
| Grand Total | 52 | 50 | 44 | 57 | 57 | 57 | 58 |

Estimated Property Loss

| Incident Number | Property Value | Proper... Saved | Property Lost | Percentage Saved |
|-----------------|----------------|-----------------|---------------|------------------|
| 24-00041 | \$3,500 | \$300 | \$3,200 | 8.57% |
| 24-00060 | \$1,100,000 | \$1,080,000 | \$20,000 | 98.18% |
| 24-00086 | \$305,000 | \$230,000 | \$75,000 | 75.41% |
| 24-00098 | \$5,000 | \$0 | \$5,000 | 0% |
| 24-00169 | \$115,000 | \$0 | \$115,000 | 0% |
| 24-00225 | \$163,800 | \$49,140 | \$114,660 | 30.0% |
| 24-00274 | \$45,000 | \$40,000 | \$5,000 | 88.89% |
| 24-00301 | \$282,600 | \$277,600 | \$5,000 | 98.23% |
| 24-00303 | \$145,200 | \$95,200 | \$50,000 | 65.56% |
| 24-00305 | \$129,800 | \$71,800 | \$58,000 | 55.32% |
| 24-00315 | \$11,500 | \$0 | \$11,500 | 0% |
| 24-00365 | \$950,000 | \$880,000 | \$70,000 | 92.63% |
| 24-00391 | \$7,500 | \$0 | \$7,500 | 0% |
| 24-00400 | \$13,500 | \$500 | \$13,000 | 3.70% |
| 24-00423 | \$10,500 | \$0 | \$10,500 | 0% |
| 24-00428 | \$167,000 | \$165,000 | \$2,000 | 98.80% |
| 24-00441 | \$235,000 | \$232,000 | \$3,000 | 98.72% |
| 24-00467 | \$164,000 | \$129,000 | \$35,000 | 78.66% |
| 24-00493 | \$10,000 | \$8,500 | \$1,500 | 85.00% |
| 24-00512 | \$150,000 | \$145,000 | \$5,000 | 96.67% |
| 24-00516 | \$430,800 | \$345,800 | \$85,000 | 80.3% |
| 24-00616 | \$7,300 | \$0 | \$7,300 | 0% |
| 24-00617 | \$175,000 | \$50,000 | \$125,000 | 28.57% |